

Josco

TRUSTED BY INDUSTRY SINCE 1977

POLISHING CATALOGUE



Contents

Technical Information	
Compounds	1.0
Polishing Buffs	2.0
Polishing Discs	3.0
Tapered Spindles	4.0
Ordering Information	

Technical Information

Safety Information

For all Josco polishing products in this catalogue, please pay close attention to all safety information and cautions featured on the product and packaging. On most Josco packages you will find a combination of the below safety icons that will give you an indication of what safety precautions you should be taking.

If you have any questions about individual products, please contact the Josco customer service team at customerservice@josco.com.au or call 1800 444 445.



Wear Ear Protection



Wear Eye Protection



Wear a Mask



Wear Protective Gloves



Refer to Instruction Manual/
Pack Instructions



Do Not Use if Damaged

Selecting the correct Josco Compound & Buff

Compound	Buff	Finish
SS	Loose Leaf Calico	High quality finish on aluminium alloys.
SSX	Loose Leaf Calico	High gloss finish on copper, brass and stainless steel.
Multishine	Loose Leaf Calico	High gloss finish on plastics and die-cast articles.
Tripoli	Stitched Rag	General purpose compound for copper, brass, aluminium and most metals.
Fastcut	Sisal	To cut back light stretch marks on copper, brass and stainless steel prior to polishing.

Techniques for using Josco Compounds & Buffs

Step 1

Always use safety goggles or eye protection.

Step 2

All buffs have tapered centre bores and may be mounted on the left or right side of your grinder using a Josco tapered spindle.

Step 3

Select the correct buff for your job – refer to the above chart for details.

Step 4

Never use different compounds on one buff – keep a separate buff for each compound.

Step 5

Dress the buff with compound across the face of the rotating wheel for a few seconds, taking care not to apply too much compound which will overload the buff. It is far better to apply a small amount of compound more frequently than to over dress the buff.

Step 6

After dressing the buff, bring the work piece into contact with light pressure, moving back and forth across the work piece.

Step 7

After polishing, remove any residue with mineral turpentine or methylated spirits. Warm soapy water will also work.

Technical Information

Buffing Wheel Speed Chart

RPM	Diameter of Buffing Wheels in Inches										
	4	6	8	10	12	14	16	18	20	22	24
	Surface Speed in Feet per minute										
800	837	1256	1675	2094	2513	2932	3351	3770	4189	4608	5026
900	942	1413	1885	2356	2827	3298	3770	4241	4712	5184	5655
1000	1047	1570	2094	2618	3141	3665	4189	4712	5236	5760	6283
1100	1152	1727	2304	2880	3455	4031	4608	5183	5760	6336	6911
1200	1256	1884	2513	3142	3769	4398	5027	5655	6283	6912	7540
1300	1361	2042	2723	3404	4084	4764	5446	6126	6807	7488	8168
1400	1466	2199	2932	3666	4398	5131	5865	6597	7330	8064	8796
1500	1571	2356	3142	3927	4712	5497	6284	7069	7854	8640	9425
1600	1675	2513	3351	4189	5026	5864	6703	7540	8378	9216	10053
1700	1780	2670	3560	4451	5340	6230	7121	8011	8901	9792	10681
1800	1885	2827	3770	4713	5654	6597	7540	8482	9425	10368	11310
1900	1989	2984	3979	4975	5969	6963	7959	8954	9948	10944	11938
2000	2094	3141	4189	5236	6283	7330	8378	9425	10472	11520	12566
2100	2199	3298	4398	5498	6597	7696	8797	9896	10996	12096	13194
2200	2304	3455	4608	5760	6911	8063	9215	10367	11519	12672	13822
2300	2408	3612	4817	6022	7225	8429	9634	10839	12043	13248	14451
2400	2513	3770	5027	6284	7540	8796	10053	11310	12566	13824	15079
2500	2618	3927	5236	6545	7854	9162	10471	11781	13090	14400	15708
2600	2722	4084	5445	6807	8168	9529	10890	12253	13613	14976	16336
2700	2827	4241	5655	7069	8482	9895	11309	12724	14136	15552	16964
2800	2932	4398	5864	7331	8796	10262	11728	13196	14660	16128	17592
2900	3037	4555	6074	7592	9110	10629	12147	13667	15184	16704	18221
3000	3141	4712	6283	7854	9425	10996	12566	14137	15708	17280	18550

Compounds

Polishing Compounds



Josco Polishing Compounds are used on surfaces without major blemishes, resulting in little metal removal and a bright result. Small scratches produced by cutters can easily be removed by subsequent use of a finishing compound. Polishing Compounds are used with either a stitched rag or loose leaf calico buff.



SS

SSXJ

MULTISHINE

FASTCUT

TRIPOLI

Part No.	Description	Size	Colour	Inner QTY	Outer QTY	Pack Type
SSJ	High quality finish for aluminium and aluminium alloys.	Large	White	2	20	Clamshell
SSXJ	High gloss finish on copper, brass, stainless steel – always use loose leaf buff.	Large	Light Green	2	20	Clamshell
MULTISHINEJ	High gloss finish for all plastics, gold, silver and die cast articles.	Large	Light Blue	2	20	Clamshell
FASTCUTJ	Removing 240 Grit belt marks from steel prior to plating and removal of heat scale and scratches on stainless steel. Also for cutting back on brass and copper.	Large	Dark Grey	2	20	Clamshell
TRIPOLIJ	General purpose compound for stainless steel, copper and brass.	Large	Brown	2	20	Clamshell

Other sizes and formulations available upon request. Please contact us at customerservice@josco.com.au or call us on 1800 444 487.

Rouge Compounds



Part No.	Description	Size	Colour	Inner QTY	Outer QTY	Pack Type
GREENCHROME	Superior finish for chrome, stainless steel, copper and brass.	Small	Green	1	25	Bulk Only

Other sizes and formulations available upon request. Please contact us at customerservice@josco.com.au or call us on 1800 444 487.

Grease Compositions



Josco Grease Compositions are heavy duty to light duty lubricants with high to low melting points and hard to soft oily make up. They are used to lubricate polishing wheels and abrasive belts to prevent clogging or glazing.

Part No.	Description	Size	Colour	Inner QTY	Outer QTY	Pack Type
GREASEBAR	Neutral Compound Grease Bar	Large	Green	1	12	Box

Other sizes and formulations available upon request. Please contact us at customerservice@josco.com.au or call us on 1800 444 487.

Compounds

Lapping Compounds

Josco's range of lapping compounds comprise of an abrasive grain mixed with either water or oil as a fluid/paste as a suitable carrier medium. They are ideal for use in finishing processes for flat, cylindrical and spherical workpieces.

All Josco Lapping Compounds are made in Australia.



JLCWF500



JLCOF500

Part No.	Description	Weight	Grit	Inner QTY	Pack Type
JLCOF120	Oil Fluid	500g NET	120	1	Plastic Tub
JLCOF320	Oil Fluid	500g NET	320	1	Plastic Tub
JLCOF500	Oil Fluid	500g NET	500	1	Plastic Tub
JLCOF700	Oil Fluid	500g NET	700	1	Plastic Tub
JLCWF120	Water Fluid	500g NET	120	1	Plastic Tub
JLCWF240	Water Fluid	500g NET	240	1	Plastic Tub
JLCWF320	Water Fluid	500g NET	320	1	Plastic Tub
JLCWF500	Water Fluid	500g NET	500	1	Plastic Tub
JLCWF700	Water Fluid	500g NET	700	1	Plastic Tub

Other sizes and formulations available upon request. Please contact us at customerservice@josco.com.au or call us on 1800 444 487.

Valve Grinding Paste

Valve Grinding Paste's are designed to lap hardened engine poppet valves, and may also be used in many other grinding applications where a sharp abrasive media is required. The water mixed variation is for fast grinding, and the oil mix is for precision grinding.

All Josco Valve Grinding Paste is made in Australia.



JVGPOC



JVGPWM

Part No.	Description	Weight	Grit	Inner QTY	Pack Type
JVGPOF	Oil Mixed	500g	Fine	1	Plastic Tub
JVGPOM	Oil Mixed	500g	Medium	1	Plastic Tub
JVGPOC	Oil Mixed	500g	Coarse	1	Plastic Tub
JVGPWF	Water Mixed	500g	Fine	1	Plastic Tub
JVGPWM	Water Mixed	500g	Medium	1	Plastic Tub
JVGPWC	Water Mixed	500g	Coarse	1	Plastic Tub

Other sizes and formulations available upon request. Please contact us at customerservice@josco.com.au or call us on 1800 444 487.

Polishing Buffs

Sisal Buffs



Josco Sisal Buffs are manufactured from alternate layers of heavy calico and sisal cloth tightly stitched together to the desired thickness. They are suitable for the preparation of polishing surfaces with excellent cutting power when used together with a Fastcut compound, and a tapered spindle when fitting onto a bench grinder.



JSZ15050

JSZ150100

JSZ20050

JSZ200100

Part No.	Description	Diameter	Sections	Inner QTY	Outer QTY	Pack Type
JSZ15050	Stitched Sisal Buff	150mm	1 Section – 13mm	2	30	Clamshell
JSZ150100	Stitched Sisal Buff	150mm	2 Section – 26mm	2	30	Clamshell
JSZ20050	Stitched Sisal Buff	200mm	1 Section – 13mm	2	20	Clamshell
JSZ200100	Stitched Sisal Buff	200mm	2 Section – 26mm	2	20	Clamshell

Other sizes available upon request. Please contact us at customerservice@josco.com.au or call us on 1800 444 487.

Stitched Rag Buffs



Stitched Rag Buffs are a general purpose mop where high pressure can be exerted, especially when cutting. They are suitable for polishing metals, plastic, aluminium, stainless steel, copper, brass, chrome, silver, gold and alloys.



JST15050

JST150100

JST20050

Part No.	Description	Diameter	Sections	Inner QTY	Outer QTY	Pack Type
JST15050	Stitched Rag Buff	150mm	1 Section – 13mm	2	30	Clamshell
JST150100	Stitched Rag Buff	150mm	2 Section – 26mm	2	30	Clamshell
JST20050	Stitched Rag Buff	200mm	1 Section – 13mm	2	20	Clamshell
JST200100	Stitched Rag Buff	200mm	2 Section – 26mm	2	20	Clamshell

Other sizes available upon request. Please contact us at customerservice@josco.com.au or call us on 1800 444 487.

Polishing Buffs

Stitched Calico Buffs



Josco Calico Buffs are formed by the unsewing of pure cotton cloth. They are universal buffs for common polishing machinery to polish flat surfaces. They are possibly the best all-round mops suitable for brass, silver, copper, aluminium, chrome and plastics.



JSC15050



JSC150100



JSC150200



JSC200100

Part No.	Description	Diameter	Width	Inner QTY	Outer QTY	Pack Type
JSC15050	Stitched Calico Buff	150mm	50 Fold – 18mm	2	30	Clamshell
JSC150100	Stitched Calico Buff	150mm	100 Fold – 36mm	2	30	Clamshell
JSC150200	Stitched Calico Buff	150mm	200 Fold – 72mm	2	30	Box
JSC20050	Stitched Calico Buff	200mm	50 Fold – 18mm	2	20	Box
JSC200100	Stitched Calico Buff	200mm	100 Fold – 36mm	2	20	Clamshell
JSC200200	Stitched Calico Buff	200mm	200 Fold – 72mm	2	20	Box

Other sizes available upon request. Please contact us at customerservice@josco.com.au or call us on 1800 444 487.

Loose Leaf Calico Buffs



Josco Calico Buffs are formed by the unsewing of pure cotton cloth. They are universal buffs for common polishing machinery to polish flat surfaces. They are possibly the best all-round mops suitable for brass, silver, copper, aluminium, chrome and plastics.



JLL150100



JLL150150



JLL150200



JLL200100



JLL200200

Part No.	Description	Diameter	Width	Inner QTY	Outer QTY	Pack Type
JLL15050	Loose Leaf Calico Buff	150mm	50 Fold – 18mm	2	30	Clamshell
JLL150100	Loose Leaf Calico Buff	150mm	100 Fold – 36mm	2	30	Clamshell
JLL150150	Loose Leaf Calico Buff	150mm	150 Fold – 54mm	2	30	Box
JLL150200	Loose Leaf Calico Buff	150mm	200 Fold – 72mm	2	30	Box
JLL20050	Loose Leaf Calico Buff	200mm	50 Fold – 18mm	2	20	Box
JLL200100	Loose Leaf Calico Buff	200mm	100 Fold – 36mm	2	20	Clamshell
JLL200150	Loose Leaf Calico Buff	200mm	150 Fold – 54mm	2	20	Box
JLL200200	Loose Leaf Calico Buff	200mm	200 Fold – 72mm	2	20	Clamshell

Other sizes available upon request. Please contact us at customerservice@josco.com.au or call us on 1800 444 487.

Polishing Discs

Felt Polishing Disc



New from Josco, the felt polishing flap disc is an excellent quick-change polishing tool, made from a soft felt for use with Josco polishing flap compounds. It is to be used with a variable speed angle grinder or sander/polisher. For optimum performance, Josco has thoroughly tested the product in various applications to find the best results were achieved at a maximum RPM of 4,500.



JFPD127



JFPD127

Part No.	Description	Diameter	Bore	Inner QTY	Outer QTY	Pack Type
JFPD127	Felt Polishing Disc	127mm	22mm	3	60	Single Disc

Metal Polishing Kits

Metal Polishing Kits



Josco Metal Polishing Kits are ideal for polishing aluminium, brass, steel, stainless steel, copper and most metals including: mag wheels, engine and exhaust parts, bull bars and golf clubs.

Kits come complete with buff and compound combination for cutting back light scratches and corrosion, and buff and compound combination for polishing to a high mirror finish. All buffs are spindle mounted for ease of use on your drill.



JPK1



JPK2



JRPK50



JRPK100



JMPKIT5

Part No.	Description	Inner QTY	Outer QTY	Pack Type
JPK1	Metal Polishing Kit: 1 x Sisal Buff, 1 x Loose Leaf Calico Buff, 1 x Fastcut Card, 1 x SS Compound	3	60	Clamshell
JPK2	Jumbo Metal Polishing Kit: 1 x 50mm Sisal Buff, 1 x 50mm Loose Leaf Calico Buff, 1 x 100mm Sisal Buff, 1 x 100mm Loose Leaf Calico Buff, 1 x Fastcut Compound, 1 x SS Compound	3	30	Clamshell
JRPK50	50mm Replacement Buffs: 1 x 50mm Replacement Sisal Buff, 1 x 50mm Replacement Loose Leaf Calico Buff	3	30	Clamshell
JRPK100	100mm Replacement Buffs: 1 x 100mm Replacement Sisal Buff, 1 x 100mm Replacement Loose Leaf Calico Buff	3	30	Clamshell
JMPKIT5	5 Piece Metal Polishing Kit: 1 x Sisal Buff, 1 x Calico Buff, 1 x Tapered Loose Leaf Buff, 1 x SS Polishing Compound, 1 x Fastcut Cutting Compound	3	30	Clamshell

Tapered Spindles

Singles



Josco's Tapered Spindles are suitable for fitting buffs and wheels to bench grinders and sander/polishers. The range includes both metric and imperial variations.




JTS012L



JTS012R



JTS016L



JTS016R



JTS120L



JTS120R



JTS580L



JTS580R



JTS142R

Part No.	Description	Inner QTY	Outer QTY	Pack Type
JTS012L	12mm Left Hand Tapered Spindle	5	50	Clamshell
JTS012R	12mm Right Hand Tapered Spindle	5	50	Clamshell
JTS016L	16mm Left Hand Tapered Spindle	5	50	Clamshell
JTS016R	16mm Right Hand Tapered Spindle	5	50	Clamshell
JTS120L	1/2" Left Hand Tapered Spindle	5	50	Clamshell
JTS120R	1/2" Right Hand Tapered Spindle	5	50	Clamshell
JTS580L	5/8" Left Hand Tapered Spindle	5	50	Clamshell
JTS580R	5/8" Right Hand Tapered Spindle	5	50	Clamshell
JTS142R	14 x 2mm Right Hand Tapered Spindle	5	50	Clamshell

Tapered Spindles

Tapered Spindle Fitting Instructions for Bench Grinders

Please take note of maximum RPM's on the product and packaging, and adhere to all safety precautions as specified in the technical information section of this catalogue.




Step 1

Remove outer guard, grinding wheel and inner guard from the side of the machine that the tapered spindle is to be fitted to.




Step 2

Screw on the tapered spindle. Note: the internal thread of the spindle is counter bored to allow the spindle to cover the entire grinder shaft length.



Step 3

Carefully screw the buff onto the tapered spindle with the thickest flange facing inwards. Screw on as far as the buff will reasonably fit.



Step 4

Turn on bench grinder and the buff will tighten further against the tapered spindle.

Tapered Spindle Fitting Instructions for Sander/Polishers

Step 1

Carefully screw the buff onto the tapered spindle with the thickest flange facing inwards. Screw on as far as the buff will reasonably fit.

Step 2

Turn on your sander/polisher and the buff will tighten further against the tapered spindle.

Ordering Information

Part No.	Barcode	Inner Pack Barcode	Outer Pack Barcode
SSJ	9314028001224	19314028001221	29314028001228
SSXJ	9314028001217	19314028001214	29314028001211
MULTISHINEJ	9314028001255	19314028001252	29314028001259
GREENCHROME	9314028002740	19314028002747	29314028002744
FASTCUTJ	9314028001231	19314028001238	29314028001235
TRIPOLIJ	9314028001248	19314028001245	29314028001242
GREASEBAR	9314028002764	19314028002761	29314028002768
JLCOF120	9314028003679	19314028003676	29314028003673
JLCOF320	9314028003686	19314028003683	29314028003680
JLCOF500	9314028003693	19314028003690	29314028003697
JLCOF700	9314028003709	19314028003706	29314028003703
JLCWF120	9314028003716	19314028003713	29314028003710
JLCWF240	9314028003723	19314028003720	29314028003727
JLCWF320	9314028003730	19314028003737	29314028003734
JLCWF500	9314028003747	19314028003744	29314028003741
JLCWF700	9314028003754	19314028003751	29314028003758
JVGPOF	9314028003655	19314028003652	29314028003659
JVGPOM	9314028003662	19314028003669	29314028003666
JVGPOC	9314028003648	19314028003645	29314028003642
JVGPWF	9314028003785	19314028003782	29314028003789
JVGPWM	9314028003778	19314028003775	29314028003772
JVGPWC	9314028003761	19314028003768	29314028003765
JLL15050	9314028002788	19314028002785	29314028002782
JLL150100	9314028002610	19314028002617	29314028002614
JLL150150	9314028002580	19314028002587	29314028002584
JLL150200	9314028002535	19314028002532	29314028002539
JLL20050	9314028002795	19314028002792	29314028002799
JLL200100	9314028002559	19314028002556	29314028002553
JLL200150	9314028002597	19314028002594	29314028002591
JLL200200	9314028002511	19314028002518	29314028002515
JSC15050	9314028002603	19314028002600	29314028002607
JSC150100	9314028002542	19314028002549	29314028002546
JSC150200	9314028002573	19314028002570	29314028002577
JSC20050	9314028002801	19314028002808	29314028002805
JSC200100	9314028002566	19314028002563	29314028002560
JSC200200	9314028002528	19314028002525	29314028002522
JST15050	9314028002627	19314028002624	29314028002621
JST150100	9314028002634	19314028002631	29314028002638
JSZ20050	9314028002689	19314028002686	29314028002683
JSZ200100	9314028002696	19314028002693	29314028002690
JST20050	9314028002641	19314028002648	29314028002645
JST200100	9314028002658	19314028002655	29314028002652
JSZ15050	9314028002665	19314028002662	29314028002669
JSZ150100	9314028002672	19314028002679	29314028002676

Ordering Information

Part No.	Barcode	Inner Pack Barcode	Outer Pack Barcode
JFPD127	9314028203697	19314028203694	29314028203691
JPK1	9314028002702	19314028002709	29314028002706
JPK2	9314028002719	19314028002716	29314028002713
JRPK50	9314028002726	19314028002723	29314028002720
JRPK100	9314028002733	19314028002730	29314028002737
JMPKIT5	9314028410958	19314028410955	29314028410952
JTS012L	9314028000012	19314028000019	29314028000016
JTS012R	9314028000029	19314028000026	29314028000023
JTS016L	9314028000036	19314028000033	29314028000030
JTS016R	9314028000043	19314028000040	29314028000047
JTS120L	9314028003204	19314028003201	29314028003208
JTS120R	9314028003105	19314028003102	29314028003109
JTS142R	9314028000050	19314028000057	29314028000054
JTS580L	9314028003402	19314028003409	29314028003406
JTS580R	9314028003303	19314028003300	29314028003307