



EST.
1977

BRUSH CATALOGUE





American Brush
Manufacturers
Association

MEMBER



Josco

2017

CONTENTS

Brush Innovation

Operating Instructions

Technical Information

1.0 Wheel Brushes

2.0 Pipeline Brushes

3.0 Bevel Brushes

4.0 Cup Brushes

5.0 Spindle Mounted Brushes

6.0 Hand Brushes

7.0 Tube Brushes

8.0 Boot Cleaners

Ordering Information

Brush Diagrams & Recommendations

The Josco Brush Catalogue includes a number of new and improved products and features to ensure that our brushes last longer and perform better for our customers.

Wheel Brushes

Increased Wire Density

Many new additions have been made to Josco's range of Crimped Wire Wheel Brushes.

You will find a more sizes and widths than ever before - all with increased wire density which will help to make your brush perform better and last longer.

New Wire Types

New wire types include the Extra Tough Brass Coated TC Wire for long life aggression and heavy duty brushing applications.

To see all of our featured wire types and a full selection guide to find what best suits your application, please take a look at our Technical Information section.

New High Speed Wheel Brush Range

Spindle-Mounted

The 230 series of decarbonising spindle-mounted wheel brushes are now high speed rated and are ideal for decarbonising in automotive applications.

Improved Drive Mechanism

Hex Drive

Take a look at our new and improved crimped and twistknot cup brushes, constructed with a hex drive.

Wider Range

The Josco Brush Catalogue features a much wider range including new twistknot wheel brushes, spindle-mounted end and cup brushes, as well as hand brushes.

New Wire Colour Coding System

Red Powder Coating = Steel Wire

Green Powder Coating = Stainless Steel Wire

Orange Powder Coating = Brass Wire



Rotation Speed

Under working conditions, the centrifugal force built up by a revolving brush is quite high. The wires or materials used in the brush become considerably stiffer at the working face, and the cutting or abrasive action of the brush is greatly increased. It follows that, as the speed increases, so the cutting action is faster. At the same time, harsh action is increased, and therefore light gauge wires often give better results at high speeds than coarse wires running slowly.

Work Holder or Fixtures

Automatic fixtures are now quite commonly made and used in connection with standard brushing operations, and it is a fact that under some conditions, much better results are achieved when the work to be brushed is held either in a small hand-held fixture or in an automatic fixture. Where extreme uniformity of finish is required, roller or controlled feed of the material to the brush is most effective.

Pressure Needed When Applying Work to Brush

For cleaning, roughing, and deburring at high speeds, use light pressure. For finishing, polishing and brushing at low speeds with wire, sufficient pressure may be needed to bring the sides of the wire in contact with the work.

Brush Wear

To achieve the longest life out of the brush, it is recommended that the rotation should be reversed from time to time. When rotating in one direction only, the cutting edge of the wires become dulled, and by reversing the brush, better cutting action is noticed.

Safety

For the safest operating conditions, operators and those standing in close vicinity of the operator and workpiece should wear goggles and protective clothing.

Special Brushes

Our standard lines of power brushes meet most requirements, but nevertheless, we do appreciate the need for special types. If you have these special requirements, we shall always be pleased to co-operate with you in making a product or suggesting a method.

Testing on the job

A brush should always be tested on the job to secure the best results. It is recommended that you do a test patch on your work piece (preferably on a spot that is not easily visible) to see if the brush is right for your project.

Brushing Recommendations

If you have any brushing problems, you may wish to write to us at customerservice@josco.com.au for advice on the best brush for your job. To enable us to tackle your problem efficiently, please provide the following details:

- A description of the article you wish to brush – the size, shape and material, with material if possible, a sample of the part to be brushed.
- A description of the work to be done and the surface of the finish required.
- The horsepower available.
- Maximum speed of your equipment.
- Arbor hole or shaft size of your equipment.
- The maximum diameter of brush which can be mounted on your machine.

For further brushing recommendations and technical information on brush types, please skip to the end of the catalogue.

Wire Type Key

Wire Type	Description
Crimped HD	Suitable for light surface treatment and flexible brushing and deburring applications.
Twistknot HD	A standard twistknot wire used for heavy duty brushing applications.
XHD	Twistknot XHD wire is a premium tenacious wire providing a faster, more aggressive cut together with longer life. Provides increased durability and is better suited to extreme brushing requirements.
TNC	Straight and single crimp tin coated wire suited to deburring and decarbonising.
TNCE	Straight and single crimp tin coated wire suited to deburring and decarbonising with a TNC encapsulated elastomer to prevent wire breakage.
BC Steel Wire	Crimped brass coated steel wire provides high tensile strength and cutting performance and is used for demanding brushing and deburring applications.
BCTC	Brass coated tyre cord steel wire provides long life aggression and is used for heavy duty brush applications.
316SS	Premium stainless steel wire ideal for Australian conditions. Increased resistance to corrosion in marine environments. Used for brushing stainless steel and aluminium.
302SS/304SS	Lower grade than 316SS. Use on 302/304 stainless steel in non-marine environments.
Brass	Ideal for surface finishing on copper and brass. Non-sparking.
Abrasive Nylon	Abrasive impregnated nylon filament for corrosion and paint removal on a wide range of materials.

Fill Selection Guide

Fill	APPLICATION SURFACE							
	Steel	Stainless Steel	Brass	Aluminium	Copper	Iron	Plastic	Wood
Crimped HD	BC	NR	SC	NR	NR	BC	SC	SC
Twistknot HD	BC	NR	SC	NR	NR	BC	SC	SC
Twistknot XHD	BC	NR	SC	NR	NR	BC	SC	SC
TNC	BC	NR	SC	NR	NR	BC	SC	SC
TNCE	BC	NR	SC	NR	NR	BC	SC	SC
BCHD	BC	NR	SC	NR	NR	BC	SC	SC
BCTC	BC	NR	SC	NR	NR	BC	SC	SC
SS 316	NR	BC	SC	BC	NR	NR	SC	SC
SS 302/304	NR	SC	SC	BC	NR	NR	SC	SC
Brass	SC	SC	BC	SC	BC	SC	SC	SC
Abrasive Nylon	SC	SC	NR	SC	SC	SC	BC	BC

Fill Selection Guide Key

BC = Best Combination

SC = Suitable Combination

NR = Not recommended

Bore and Thread Key

Type	Description
MB	Multibore (Fits 12mm, 1/2", 16mm, 5/8", 3/4" and 7/8")
MT	Multi-thread (M10 and M14)
M10	Suits 100mm Angle Grinders
M14	Suits most other 115mm to 230mm Angle Grinders
5/8W	5/8 Whitworth

Wire Gauge Conversion Chart

Wire gauge is a unit of measure that denotes the diameter of wire, either in diameter or a cross-sectional area.

Standard Wire Gauge (S.W.G)	Diameter
22	0.80mm
26	0.50mm
30	0.35mm

Packaging Types



Clamshell

Box


Product Accessories



Multibore (MB)
Reducing Bush

Multi-thread (MT)
Adaptor

1.0 WHEEL BRUSHES



Multibore (MB)
Reducing Bush

Crimped Wheel Brushes

Josco Wheel Brushes with crimped wire are suitable for bench grinders. Crimped wire construction allows for softer brushing and light paint and rust removal.




Part No.	Dia.	Width	Bore	Wire Size	Material	Max. RPM	Inner QTY	Outer QTY	Pack Type
99A	75	16	13	0.30	HD Steel Wire	8,000	2	10	Clamshell
852508	85	25	8	0.30	HD Steel Wire	3,000	10	10	Box
851313	85	13	12.7	0.30	HD Steel Wire	3,000	10	10	Box
100A	100	12	MB	0.30	HD Steel Wire	6,000	2	10	Clamshell
100B	100	19	MB	0.30	HD Steel Wire	6,000	2	10	Clamshell
100	100	25	MB	0.30	HD Steel Wire	6,000	2	10	Clamshell
101B	125	19	MB	0.35	HD Steel Wire	6,000	2	10	Clamshell
101	125	25	MB	0.35	HD Steel Wire	6,000	2	10	Clamshell
102A	150	12	MB	0.35	HD Steel Wire	6,000	2	30	Box
102B	150	22	MB	0.35	HD Steel Wire	6,000	2	10	Clamshell
102BSS	150	19	MB	0.35	316 Stainless	6,000	2	2	Clamshell
102BBR	150	19	MB	0.30	Brass Wire	6,000	2	2	Box
102	150	25	MB	0.35	HD Steel Wire	6,000	2	10	Clamshell
102SS	150	25	MB	0.35	316 Stainless	6,000	2	10	Clamshell
103A	200	19	MB	0.35	HD Steel Wire	4,600	5	10	Clamshell
103ASS	200	19	MB	0.30	316 Stainless	4,600	2	2	Clamshell
103ABR	200	19	MB	0.30	Brass Wire	4,600	5	5	Box
103	200	28	MB	0.35	HD Steel Wire	4,600	5	10	Clamshell
103SS	200	28	MB	0.30	316 Stainless	4,600	2	2	Box
103B	200	38	MB	0.35	HD Steel Wire	4,600	5	10	Box
103C	200	50	MB	0.35	HD Steel Wire	4,600	5	10	Box
104	250	19	25.4	0.35	HD Steel Wire	3,600	2	2	Box
104A	250	25	25.4	0.35	HD Steel Wire	3,600	5	5	Box
104B	250	38	25.4	0.35	HD Steel Wire	3,600	2	2	Box
104C	250	50	25.4	0.35	HD Steel Wire	3,600	2	2	Box
105	300	25	31.8	0.35	HD Steel Wire	3,000	2	2	Box
105A	300	38	31.8	0.35	HD Steel Wire	3,000	2	2	Box
105B	300	50	31.8	0.35	HD Steel Wire	3,000	2	2	Box




JTW100M



172B



173B


 Multibore (MB)
Reducing Bush

 Multi-thread (MT)
Adaptor

Twistknot Wheel Brushes

Josco Wheel Brushes with twistknot wire are ideal for hard, aggressive brushing and contaminant removal. Great for scale, rust and paint removal.



Part No.	Dia.	Width	Row	Knots	Wire Size	Material	Bore	Max. RPM	Inner QTY	Outer QTY	Pack Type
171	100	12	1	20	0.35	XHD Steel	MB	12,000	2	20	Clamshell
171B	100	12	1	20	0.50	XHD Steel	MB	12,000	2	20	Clamshell
171BSS	100	12	1	20	0.50	316 Stainless	MB	12,000	2	20	Clamshell
JTW100M	100	12	1	20	0.50	XHD Steel	MT	12,500	5	20	Clamshell
JTW115	115	12	1	20	0.50	XHD Steel	22.2	12,500	2	10	Box
JTW115SS	115	12	1	20	0.50	316 Stainless	22.2	12,500	2	10	Box
JTW125	125	13	1	30	0.50	XHD Steel	22.2	12,000	2	10	Box
JTW125SS	125	13	1	30	0.50	316 Stainless	22.2	12,000	2	10	Box
JTW1253	125	13	1	30	0.50	XHD Steel	M14	12,500	2	20	Clamshell
172B	150	13	1	30	0.50	XHD Steel	MB	9,000	2	10	Box
172BSS	150	13	1	30	0.50	316 Stainless	MB	9,000	1	5	Box
172C	150	25	2	30	0.50	XHD Steel	MB	9,000	10	10	Box
JTW1503	150	13	1	30	0.50	XHD Steel	M14	9,000	2	10	Clamshell
173B	200	13	1	30	0.50	XHD Steel	MB	6,000	5	5	Box
173A	200	26	2	30	0.35	XHD Steel	MB	6,000	5	5	Box
173C	200	26	2	30	0.50	XHD Steel	MB	6,000	5	5	Box


Note: All diameter, width, bore and wire measurements shown are in millimetres (mm).



5828



582840



582840T



JS8020

Twistknot Pipeline Wheel Brushes



Josco Tight Twistknot Wire Brushes are used in areas such as stringer bead welds, hot pass, double jointing and bevel cleaning. Josco also carry brushes for pipe coating removal, machine cleaning etc. Contact Josco for specialist assistance.

Part No.	Dia.	Width	Rows	Knots	Wire Size	Material	Bore	Max. RPM	Inner QTY	Outer QTY	Pack Type
JS9008	100	6	1	20	0.35	316 Stainless	16	12,000	2	10	Box
5828	125	6	1	30	0.50	XHD Steel	22	12,000	5	20	Box
5828T	125	6	1	30	0.50	XHD Steel	M14	12,000	5	20	Box
582840	125	6	1	40	0.50	XHD Steel	22	12,000	5	20	Box
582840T	125	6	1	40	0.50	XHD Steel	M14	12,000	5	20	Box
5828SS	125	6	1	30	0.50	316 Stainless	22	12,000	5	20	Box
5828TSS	125	6	1	30	0.50	316 Stainless	M14	12,000	5	20	Box
4009	150	6	1	30	0.80	XHD Steel	22	9,000	2	10	Box
JS8020	178	6	1	60	0.50	XHD Steel	22	9,000	2	10	Box
JS80203	178	6	1	60	0.50	XHD Steel	M14	9,000	2	10	Box
JS8021	178	6	1	76	0.50	XHD Steel	22	9,000	2	10	Box
JS80323	178	8	1	36	0.50	XHD Steel	M14	9,000	2	10	Box



JCB100TC



JCB100SS

Crimped Bevel Brushes



Josco Bevel Brushes are designed specifically for brushing in 'hard-to-reach' workpiece areas. The bevel design allows the brush to be operated either as a flat brush or a "wheel" brush.

Part No.	Dia.	Width	Wire Size	Thread	Material	Max. RPM	Inner QTY	Outer QTY	Pack Type
JCB100TC	100	20	0.30	MT	BCTC Wire	12,500	3	30	Clamshell
JCB100SS	100	20	0.30	MT	316 Stainless	12,500	3	30	Clamshell



TB100M



TB100MSS



TB1153



TB1253



Multi-thread (MT)
Adaptor

Twistknot Bevel Brushes



Josco Bevel Brushes are designed specifically for brushing in 'hard-to-reach' areas of your work piece. Twistknot wire is ideal for hard, aggressive brushing and contaminant removal including scale, rust, paint and corrosion.

Part No.	Dia.	Width	Wire Size	Thread	Material	Max. RPM	Inner QTY	Outer QTY	Pack Type
TB100M	100	13	0.50	MT	XHD Steel	12,000	5	30	Clamshell
TB100MSS	100	13	0.50	MT	316 Stainless	12,000	5	5	Clamshell
TB1153	115	15	0.50	M14	XHD Steel	12,000	2	20	Clamshell
TB1153SS	115	15	0.50	M14	316 Stainless	12,000	5	5	Clamshell
TB1253	125	15	0.50	M14	XHD Steel	12,000	5	5	Clamshell
TB1503	150	15	0.50	M14	XHD Steel	9,000	5	5	Clamshell

Note: All diameter, width, bore and wire measurements shown are in millimetres (mm).

4.0 CUP BRUSHES



Crimped Cup Brushes

Josco Cup Brushes are available with threaded bore or spindle (please see section 5.0). The crimped wire design allows for less aggressive brushing and contaminant removal.



Part No.	Dia.	Wire Size	Thread	Material	Max. RPM	Inner QTY	Outer QTY	Pack Type
153M	75	0.30	MT	HD Steel	12,000	3	30	Clamshell
153MSS	75	0.30	MT	316 Stainless	12,000	3	30	Clamshell
153MBR	75	0.30	MT	Brass	12,000	3	30	Clamshell
153TCM	75	TC	MT	BCTC	12,000	2	10	Clamshell
1543	100	0.30	M14	HD Steel	6,000	2	10	Clamshell
1543SS	100	0.30	M14	316 Stainless	6,000	2	2	Box
1544SS	100	0.30	5/8W	316 Stainless	6,000	2	2	Box
1543BR	100	0.30	M14	Brass	6,000	2	2	Box
1553	125	0.30	M14	HD Steel	6,000	4	4	Box
1554	125	0.30	5/8W	HD Steel	6,000	2	2	Box

Cup Brush Accessories

Part No.	Description	Inner QTY	Outer QTY	Pack Type
TBA1	Cup Brush Adaptor M14 Thread > 10 x 1.25	1	1	Loose



Twistknot Cup Brushes

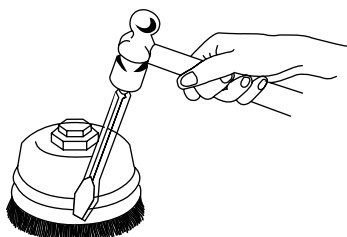


Josco Cup Brushes with twistknot wire are ideal for hard, aggressive brushing and contaminant removal. Great for scale, rust and paint removal.

Part No.	Dia.	Wire Size	Rows	Metal Skirt	Thread	Material	Max. RPM	Inner QTY	Outer QTY	Pack Type
TC65M	65	0.50	1	-	MT	XHD Steel	12,000	3	30	Clamshell
166M	75	0.35	1	-	MT	XHD Steel	12,000	3	30	Clamshell
166MSS	75	0.35	1	-	MT	316 Stainless	12,000	3	30	Clamshell
166BM	75	0.50	1	-	MT	XHD Steel	12,000	3	30	Clamshell
166BMSS	75	0.50	1	-	MT	316 Stainless	12,000	5	30	Clamshell
159B3	100	0.50	1	-	M14	XHD Steel	9,000	2	10	Clamshell
159NB3	100	0.50	1	Yes	M14	XHD Steel	9,000	10	10	Box
159NB3SS	100	0.50	1	Yes	M14	316 Stainless	9,000	2	2	Box
159NB4	100	0.50	1	Yes	5/8W	XHD Steel	9,000	2	2	Box
160NB3	100	0.50	2	Yes	M14	XHD Steel	9,000	4	4	Box
160NB3SS	100	0.50	2	Yes	M14	316 Stainless	9,000	2	2	Box
161B3	125	0.50	1	-	M14	XHD Steel	6,000	4	12	Box
161NB3	125	0.50	1	Yes	M14	XHD Steel	6,000	4	4	Box
162NB3	125	0.50	2	Yes	M14	XHD Steel	6,000	4	4	Box

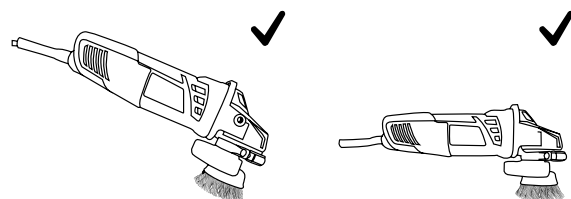
Removal of Skirt

The letter 'N' in the part numbers denotes a brush fitted with a metal skirt. The skirt can be removed when the wire is worn to the level of the skirt, thus giving longer life. Some twistknot cup brushes are supplied with a skirt to prevent wire splay when in use. When worn, the skirt may be easily removed by striking the edge with a hammer and cold chisel or welders chipping hammer, exposing additional wire for extra wear.



Usage Instructions

Josco Twistknot Cup Brushes can either be used at an angle or flat to the workpiece. Brushes with 0.35mm wire are best suited to a flat application. See below for explanation.



5.0 SPINDLE MOUNTED BRUSHES



238



238BR



238SS

High Speed Crimped Wheel Brushes (Decarb)



Josco High Speed Crimped Wheel Brushes are ideal for removing rust and corrosion from most metals. The 230 series decarbonising brushes are now high speed rated and ideal for decarbonising in automotive applications. For use with die grinders, air tools and drills.

Part No.	Dia.	Width	Spindle	Wire Size	Material	Max. RPM	Inner QTY	Outer QTY	Pack Type
230	19	6	6	0.15	HD Steel	20,000	10	10	Clamshell
231	25	6	6	0.20	HD Steel	20,000	10	10	Clamshell
232	32	6	6	0.25	HD Steel	20,000	10	10	Clamshell
WC3512	35	12	6.35	0.13	HD Steel	20,000	10	100	Box
WC3812	38	12	6.35	0.23	HD Steel	20,000	10	100	Box
233	38	8	6	0.25	HD Steel	18,000	10	10	Clamshell
233D40	40	8	6.35	0.25	HD Steel	18,000	10	10	Clamshell
233D40SS	40	8	6.35	0.25	316 Stainless	18,000	10	10	Clamshell
234	50	8	6	0.25	HD Steel	15,000	10	10	Clamshell
234SS	50	8	6.35	0.25	316 Stainless	15,000	10	10	Clamshell
WC5010	50	10	6.35	0.23	HD Steel	20,000	10	200	Box
235	50	19	6	0.25	HD Steel	15,000	10	10	Clamshell
WC5019	50	19	6.35	0.23	HD Steel	20,000	10	200	Box
236	50	25	6	0.25	HD Steel	15,000	10	10	Clamshell
237	60	15	6.35	0.25	HD Steel	15,000	10	10	Box
WC6412	64	12	6.35	0.29	HD Steel	20,000	10	100	Box
65	75	10	6.35	0.23	HD Steel	20,000	10	10	Box
238	80	15	6.35	0.25	HD Steel	12,000	10	10	Clamshell
238BR	80	15	6.35	0.30	Brass	12,000	10	10	Clamshell
238SS	80	15	6.35	0.25	316 Stainless	12,000	10	10	Clamshell
239	100	15	6.35	0.25	HD Steel	10,000	10	10	Clamshell
239BR	100	15	6.35	0.25	Brass	10,000	10	10	Clamshell



JCW40



JCW50



JAW100R



JAF100R

Crimped Wheel Brushes



Josco Spindle Mounted Crimped Wheel Brushes are ideal for removing rust and paint and are fitted with a quick change 6.3mm hex shank.

Part No.	Dia.	Width	Spindle	Wire Size	Material	Max. RPM	Inner QTY	Outer QTY	Pack Type
JCW40	40	5	6.35 Hex	0.30	HD Steel	4,500	5	50	Clamshell
JCW50	50	7	6.35 Hex	0.30	HD Steel	4,500	5	50	Clamshell
JCW75	75	10	6.35 Hex	0.30	HD Steel	4,500	5	50	Clamshell
JCW100	100	13	6.35 Hex	0.30	HD Steel	4,500	5	50	Clamshell
JAW50R	50		6.35 Hex	-	Abrasive Nylon	4,500	5	100	Clamshell
JAW75R	75		6.35 Hex	-	Abrasive Nylon	4,500	5	100	Clamshell
JAW100R	100		6.35 Hex	-	Abrasive Nylon	4,500	5	100	Clamshell
JAF100R	100		6.35 Hex	-	Abrasive Nylon	4,500	5	100	Clamshell

Abrasive Nylon Brushes

Application: Nylon brushes do not scratch and therefore are appropriate for cleaning and polishing of any kind of wood (fine or rustic); metallic surfaces such as automobile bodies; tile, stone and concrete; plastic materials; plus stainless steel and aluminium.

Technical Features: All of the nylon brushes featured in the catalogue are made of 80 grit nylon filaments impregnated with aluminium oxide abrasive particles. They have a high range of flexibility without danger of breakage, providing a long working life and an increased measure of safety. They are suitable for dry applications only, and are to be used in power drills.

Operating Performance: Optimum performance is obtained at the recommended working speed range of between 1,000 RPM and 2,500 RPM. Speeds above the recommended ones may smear the work piece due to heat build-up.

Note 1: All diameter, width and wire measurements shown are in millimetres (mm).
 Note 2: Please see below for details on operating abrasive nylon brushes.

5.0 SPINDLE MOUNTED BRUSHES



JSTW75



TC19



TBS75

High Speed Twistknot Wheel Brushes

Josco High Speed Twistknot Wheel Brushes are ideal for use with die grinders, air tools and drills.



Part No.	Dia.	Width	Knots	Spindle	Wire Size	Material	Max. RPM	Inner QTY	Outer QTY	Pack Type
JSTW75	75	8	15	6.35	0.50	XHD Steel	20,000	2	20	Clamshell

High Speed Twistknot Bevel Brushes

Josco High Speed Twistknot Bevel Brushes are ideal for use with die grinders, air tools and drills.



Part No.	Dia.	Width	Knots	Spindle	Wire Size	Material	Max. RPM	Inner QTY	Outer QTY	Pack Type
TBS75	75	10	15	6.35	0.50	XHD Steel	15,000	3	3	Clamshell
TBS100	100	12	18	6.35	0.50	XHD Steel	12,500	3	3	Clamshell

High Speed Twistknot Cup Brushes

Josco High Speed Cup Brushes are ideal for use with die grinders, air tools and drills.



Part No.	Dia.	Width	Knots	Spindle	Wire Size	Material	Max. RPM	Inner QTY	Outer QTY	Pack Type
TC19	19	1	0.29	6.35	XHD Steel	22,000	10	10	30	Clamshell
TC19SS	19	1	0.29	6.35	302 Stainless	22,000	10	10	30	Clamshell
TC25	25	1	0.29	6.35	XHD Steel	22,000	10	10	30	
TC25SS	25	1	0.29	6.35	302 Stainless	22,000	10	10	30	



Twistknot Cup Brushes

Josco Twistknot Cup Brushes are ideal for use with low speed air tools and drills for removing rust, paint and weld scale.



Part No.	Dia.	Spindle	Wire Size	Material	Max. RPM	Inner QTY	Outer QTY	Pack Type
TC50	50	8	0.50	XHD Steel	3,000	5	20	Clamshell

High Speed Crimped Cup Brush

Josco Crimped Cup Brushes can be used at high speed to remove rust, paint and weld scale, and are suitable for use with die grinders, air tools and drills.



Part No.	Dia.	Spindle	Wire Size	Material	Max. RPM	Inner QTY	Outer QTY	Pack Type
CC12	12	6.35	0.18	HD Steel	25,000	10	10	Box
CC19	19	6.35	0.18	HD Steel	22,000	10	10	Box
CC25	25	6.35	0.18	HD Steel	22,000	10	10	Box

Note: All diameter, width, bore and wire measurements shown are in millimetres (mm).

5.0 SPINDLE MOUNTED BRUSHES



208 (Pointed)



220 (Flat)



240 (Busby)

Crimped Cup Brush (Decarb)



Josco Decarbonising Crimped Cup and End Brushes are ideal for removing rust and corrosion from most metals, and decarbonising in automotive applications. Suitable for use with low speed air tools and drills.

Part No.	Dia.	Shape	Spindle	Wire Size	Material	Max. RPM	Inner QTY	Outer QTY	Pack Type
200	8	Flat	6	0.30	TNC Wire	3,000	10	10	Clamshell
201	9	Flat	6	0.30	TNC Wire	3,000	10	10	Clamshell
202	11	Flat	6	0.30	TNC Wire	3,000	10	10	Clamshell
202SS	11	Flat	6.35	0.30	316 Stainless	3,000	10	10	Clamshell
203	19	Flat	6	0.30	TNC Wire	3,000	10	10	Clamshell
204	25	Flat	6	0.30	TNC Wire	3,000	10	10	Clamshell
206	9	Pointed	6	0.30	TNC Wire	3,000	10	100	Clamshell
207	11	Pointed	6	0.30	TNC Wire	3,000	10	10	Clamshell
208	19	Pointed	6	0.30	TNC Wire	3,000	10	10	Clamshell
209	25	Pointed	6	0.30	TNC Wire	3,000	10	10	Clamshell
219	8	Flat	6 x 50	0.30	TNC Wire	3,000	10	10	Clamshell
220	8	Flat	6 x 125	0.30	TNC Wire	3,000	10	10	Clamshell
221	8	Pointed	6 x 50	0.30	TNC Wire	3,000	10	10	Clamshell
222	8	Pointed	6 x 125	0.30	TNC Wire	3,000	10	10	Clamshell
240	38	Busby	6	0.30	TNC Wire	3,000	10	10	Clamshell



Crimped Cup Brush



Josco Crimped Cup Brushes are all fitted with a quick change 6.3mm hex shank (spindle). Suitable for use in drills.

Part No.	Dia.	Shape	Spindle	Wire Size	Material	Max. RPM	Inner QTY	Outer QTY	Pack Type
JEC17	17	Flat	6.35 Hex	0.30	HD Steel	4,500	10	50	Clamshell
JEC25	25	Flat	6.35 Hex	0.30	HD Steel	4,500	10	50	Clamshell
JEC30	30	Flat	6.35 Hex	0.30	HD Steel	4,500	5	50	Clamshell
JCC50	50	-	6.35 Hex	0.30	HD Steel	4,500	5	50	Clamshell
JCC63	63	-	6.35 Hex	0.30	HD Steel	4,500	5	50	Clamshell
JCC63SS	63	-	6.35 Hex	0.30	316 Stainless	4,500	5	50	Clamshell
JCC75	75	-	6.35 Hex	0.30	HD Steel	4,500	5	50	Clamshell
JAC25R	25	-	6.35 Hex	-	Abrasive Nylon	4,500	5	100	Clamshell
JAC50R	50	-	6.35 Hex	-	Abrasive Nylon	4,500	5	100	Clamshell
JAC75R	75	-	6.35 Hex	-	Abrasive Nylon	4,500	5	100	Clamshell



Heavy Duty Crimped Cup Brush



Josco Heavy Duty Crimped Cup Brushes are ideal for use in low speed air tools and drills to remove rust, paint and weld scale. Their density and type of wire make these brushes suitable for heavier brushing applications.

Part No.	Dia.	Shape	Spindle	Wire Size	Material	Max. RPM	Inner QTY	Outer QTY	Pack Type
150	50	Flat	6	0.30	HD Steel	6,000	2	20	Clamshell
151GW	60	Flat	6	0.30	HD Steel	6,000	2	20	Clamshell
151BC	60	Flat	6	0.30	BC Steel	6,000	2	20	Clamshell
151TC	60	Flat	6	TC	BCTC Wire	6,000	2	20	Clamshell
152	70	-	8	0.30	BC Steel	6,000	5	20	Clamshell

Note 1: All diameter, width and wire measurements shown are in millimetres (mm).
 Note 2: Please see below for details on operating abrasive nylon brushes.

6.0 HAND BRUSHES



BLH3R (Long Handle)



BSH3R (Short Handle)




BSCH410

Hand Brushes



Josco Hand Brushes are versatile tools for deburring, paint and rust removal, cleaning, edge blending and surface preparation. They are available in a range of different formations spanning across long and short handles, 3, 4 or 5 row and converged face, plus much more.


Part No.	Rows	Type	Material	Width	Inner QTY	Outer QTY	Pack Type
BLH3R	3	Long Wood	HD Steel	15	12	120	Box
BLH3RC	3 Converged	Long Wood	HD Steel	15	12	120	Box
BLH4R	4	Long Wood	HD Steel	20	12	120	Box
BLH5R	5	Long Wood	HD Steel	25	12	120	Box
402	4	Long Plastic	HD Steel	20	12	120	Box
422	4	Long Plastic	316 Stainless	20	12	120	Box
442	4	Long Plastic	Brass	20	12	120	Box
BLH3RSS	3	Long Wood	316 Stainless	15	12	120	Box
BLH4RSS	4	Long Wood	316 Stainless	20	12	120	Box
BLH4RB	4	Long Wood	Brass	20	12	120	Box
BSH3R	3	Short Wood	HD Steel	15	12	120	Box
BSH4R	4	Short Wood	HD Steel	20	12	120	Box
BSH5R	5	Short Wood	HD Steel	25	12	120	Box
BSCH410	6	Arched Wood	HD Steel	30	6	72	Box



JSH65, JSH65SS, JSH65BR, JSH65N



BSBS



557

Part No.	Rows	Type	Material	Width	Inner QTY	Outer QTY	Pack Type
JSH65SS	1	Mini (65mm)	316 Stainless	6	6	60	Box
JSH65BR	1	Mini (65mm)	Brass	6	6	60	Box
JSH65	1	Mini (65mm)	HD Steel	6	6	60	Box
JSH65N	1	Mini (65mm)	Nylon	6	6	60	Box
BSBS	1	Plastic Scratch	HD Steel	15	12	120	Box
BSBB	1	Plastic Scratch	Brass	15	12	120	Box
BSBSS	1	Plastic Scratch	316 Stainless	15	12	120	Box
557	-	File Cleaning	File Card	50	10	100	Box



JHBHBS



JHBHBL



JHBBC



Hot Bench Brush



Josco's Hot Bench Brushes are ideal for cleaning hot surfaces. With two sizes available, it is the ideal hand brush for getting into tight spots and cleaning around tools. They are naturally heat and chemical resistant, and are great for cleaning up hot areas such as welding stations, furnaces, BBQ's and wood fire ovens. They are heat resistant to 150°C, and have a flash point of 200°C.

Both the java fibre and wood handle are sustainably sourced and carry the FSC watermark to indicate ethically sourced material.

Part No.	Description	Material	Inner QTY	Outer QTY	Pack Type
JHBHBS	Small Hot Bench Brush	Java fibre	12	120	Box
JHBHBL	Large Hot Bench Brush	Java fibre	6	60	Box
JHBBC	Banister Brush	Coco fibre	12	120	Box

Note: All diameter, width, bore and wire measurements shown are in millimetres (mm).



751



769

Single Spiral Boiler Tube Brushes

For the removal of rust and residue from inside tubes and holes.



Part No.	Dia.	Wire Size	Ferrule Fitting	Material	Inner QTY	Outer QTY	Pack Type
750.1	22	0.30	Male 1/2 BSW	HD Steel	1	1	Box
750	25	0.30	Male 1/2 BSW	HD Steel	1	1	Box
751	31	0.30	Male 1/2 BSW	HD Steel	1	1	Box
752.1	32	0.30	Male 1/2 BSW	HD Steel	1	1	Box
752	38	0.30	Male 1/2 BSW	HD Steel	1	1	Box
753.1	41	0.30	Male 1/2 BSW	HD Steel	1	1	Box
753	44	0.30	Male 1/2 BSW	HD Steel	1	1	Box
754	50	0.30	Male 1/2 BSW	HD Steel	1	1	Box
755	56	0.30	Male 1/2 BSW	HD Steel	1	1	Box
756	63	0.30	Male 1/2 BSW	HD Steel	1	1	Box
757	67	0.30	Male 1/2 BSW	HD Steel	1	1	Box
758	75	0.30	Male 1/2 BSW	HD Steel	1	1	Box
759	81	0.30	Male 1/2 BSW	HD Steel	1	1	Box
760	88	0.30	Male 1/2 BSW	HD Steel	1	1	Box
761	94	0.30	Male 1/2 BSW	HD Steel	1	1	Box
762	100	0.30	Male 1/2 BSW	HD Steel	1	1	Box
763	125	0.30	Male 1/2 BSW	HD Steel Wire	1	1	Box
764	150	0.30	Male 1/2 BSW	HD Steel Wire	1	1	Box

Double Spiral Boiler Tube Brushes

Double spiral construction provides greater brush density.



Part No.	Dia.	Wire Size	Ferrule Fitting	Material	Inner QTY	Outer QTY	Pack Type
765	38	0.30	Male 1/2 BSW	HD Steel	1	1	Box
766	44	0.30	Male 1/2 BSW	HD Steel	1	1	Box
767	50	0.30	Male 1/2 BSW	HD Steel	1	1	Box
768	56	0.30	Male 1/2 BSW	HD Steel	1	1	Box
769	63	0.30	Male 1/2 BSW	HD Steel	1	1	Box
770	69	0.30	Male 1/2 BSW	HD Steel	1	1	Box
771	75	0.30	Male 1/2 BSW	HD Steel	1	1	Box
772	81	0.30	Male 1/2 BSW	HD Steel	1	1	Box
773	88	0.30	Male 1/2 BSW	HD Steel	1	1	Box
774	94	0.30	Male 1/2 BSW	HD Steel	1	1	Box
775	100	0.30	Male 1/2 BSW	HD Steel	1	1	Box



JTB9010

Single Twist Condenser Tube Brushes

For the removal of rust and residue inside of tubes and holes.



Part No.	Dia.	Wire Size	Ferrule Fitting	Material	Inner QTY	Outer QTY
JTB9010	10	0.20	¼" Hex Shank	HD Steel	6	60
JTB9013	13	0.20	¼" Hex Shank	HD Steel	6	60
JTB9016	16	0.20	¼" Hex Shank	HD Steel	6	60
JTB9019	19	0.20	¼" Hex Shank	HD Steel	6	60
JTB9025	25	0.30	¼" Hex Shank	HD Steel	6	60
JTB9032	32	0.30	¼" Hex Shank	HD Steel	6	60
776.1	6	0.30	Male 3/16 BSW	HD Steel	1	
776.2	8	0.30	Male 3/16 BSW	HD Steel	1	
776	9	0.30	Male 3/16 BSW	HD Steel	1	
777	13	0.30	Male 5/16 BSW	HD Steel	1	
776.1B	6	0.30	Male 3/16 BSW	Brass	1	
776.2B	8	0.30	Male 3/16 BSW	Brass	1	
776B	9	0.30	Male 3/16 BSW	Brass	1	
777B	13	0.30	Male 5/16 BSW	Brass	1	
776.1N	6	0.30	Male 3/16 BSW	Nylon	1	
776.2N	8	0.30	Male 3/16 BSW	Nylon	1	
776N	9	0.30	Male 3/16 BSW	Nylon	1	
777N	13	0.40	Male 5/16 BSW	Nylon	1	



781B



781N

Double Twist Condenser Tube Brushes

Double twist construction provides greater brush density.



Part No.	Dia.	Wire Size	Ferrule Fitting	Material	Inner QTY
778	16	0.30	Male 5/16 BSW	HD Steel	1
779	19	0.30	Male 5/16 BSW	HD Steel	1
780	25	0.30	Male 5/16 BSW	HD Steel	1
781	32	0.30	Male 5/16 BSW	HD Steel	1
778B	16	0.30	Male 5/16 BSW	Brass	1
779B	19	0.30	Male 5/16 BSW	Brass	1
780B	25	0.30	Male 5/16 BSW	Brass	1
781B	32	0.30	Male 5/16 BSW	Brass	1
778N	16	0.40	Male 5/16 BSW	Nylon	1
779N	19	0.40	Male 5/16 BSW	Nylon	1
780N	25	0.40	Male 5/16 BSW	Nylon	1
781N	32	0.40	Male 5/16 BSW	Nylon	1




OG2

Oil Gallery Brushes


For the removal of rust and residue from inside tubes and holes.



Part No.	Dia.	Brush Length	Overall Length	Inner QTY
OG1	6	63	425	1
OG2	9	100	425	1
OG3	13	100	425	1
OG4	19	100	775	1
OG5	25	150	850	1
OG6	106	150	450	1
OG7	19	150	1250	1



JBC1



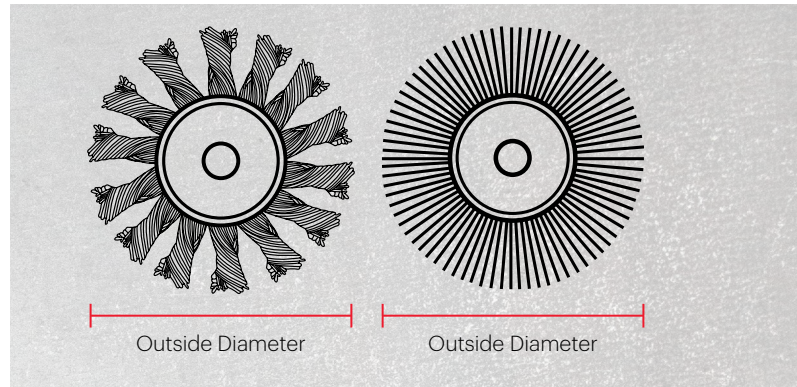
JBC2

Boot Cleaners

Part No.	Frame	Brushes	Weight	Inner QTY	Outer QTY	Pack Type
572	Zinc Plated Tube (Light Duty)	2 Side x 4 Bottom	2kg	1	1	Box
JBC1	Galvanised Steel (H-Frame)	3 Side x 7 Bottom	9kg	1	1	Box
JBC2	Galvanised Steel (Flat Base)	3 Side x 7 Bottom	9kg	1	1	Box

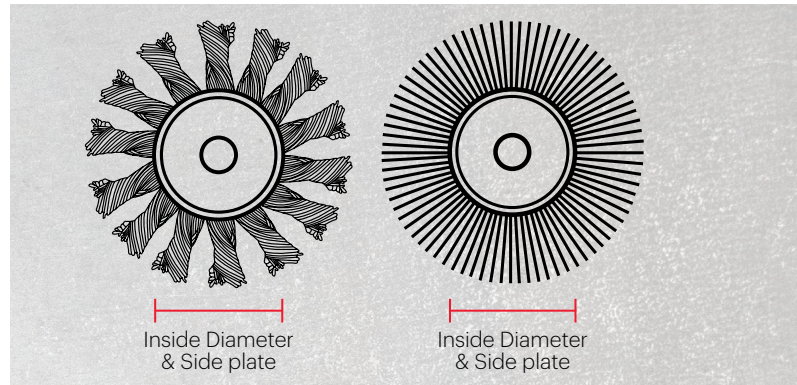
Wheel & Bevel Brush Outside Diameter

Outside diameter (OD) is the overall diameter of the wheel or bevel brush. The diameter of the brush required will depend largely on the tool being used and the job being performed.



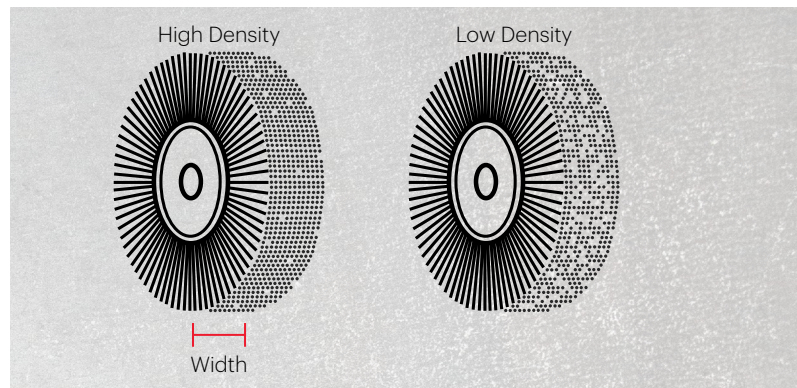
Wheel & Bevel Brush Inside Diameter & Side plate

Inside diameter (ID) is the diameter of the side plate or flange. The ratio between the inside diameter of the brush and outside diameter of the brush will affect the trim length of the wire in the brush. A shorter trim length will result in a more densely filled brush.




Wheel Brush Width & Density

Width and density will have the most impact on the effectiveness of the brush. A brush with greater width and density will be more aggressive at removing material. The width of the brush refers to the distance from one edge of the brush to the other when viewed on edge (see diagram). The density of the brush refers to the number of wires in the brush, and a brush with a shorter trim length will have a higher density of wire.



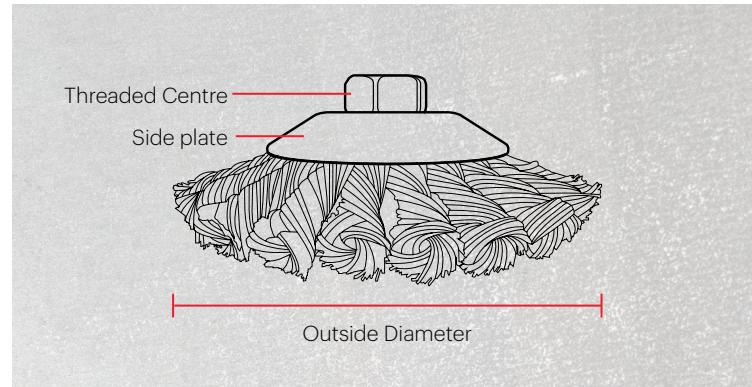
Bore & Threaded Centre

Sideplates contain a bore or threaded centre to allow the brush to be easily mounted to the tool they are being used on. Most Josco wheel brushes have multi-bore adaptors to allow them to be fitted to all bench grinders. Wheel brushes designed for use with angle grinders will have a threaded centre or bore appropriate for the shaft size of the grinder to be used.



Bevel Brushes

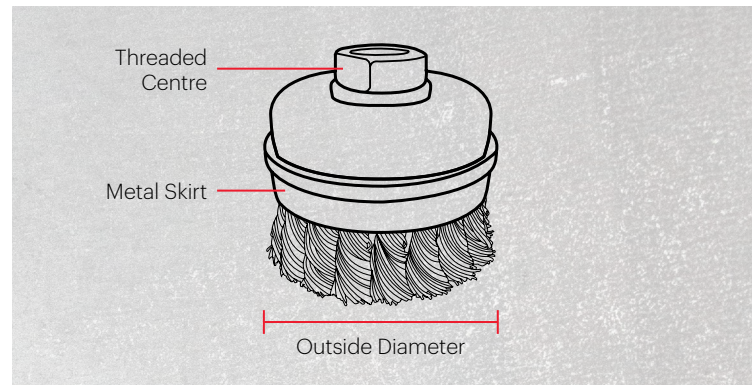
Bevel Brushes can be used on edge to get into harder to reach areas such as corners and seams, as well as on flat surfaces. The bevel also helps keep the brush away from the guard of the angle grinder.



Cup Brushes

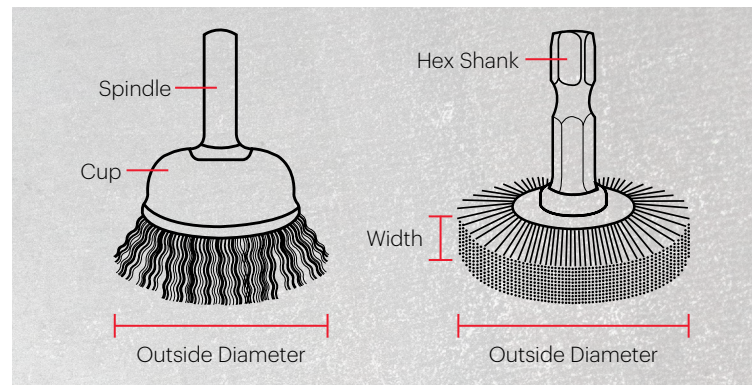
Cup Brushes are designed for use primarily with angle grinders or automated machines, and best suited to be used on flat surfaces.

Metal Skirt: Some cup brushes have a metal skirt, which allows the brush to have a longer trim length, extending the life of the brush. Refer to Cup Brush section for detail on how to remove the skirt.



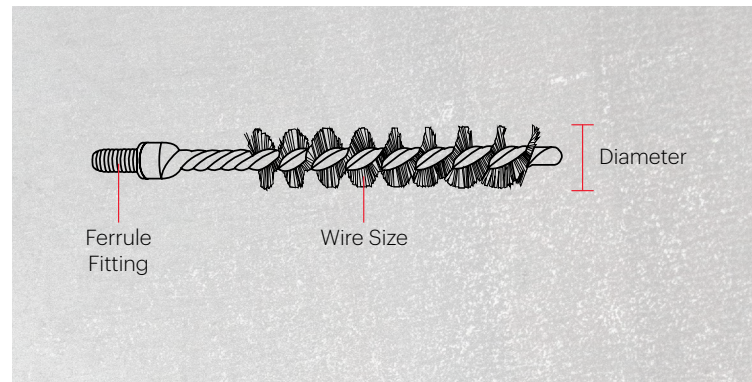
Spindle Mounted Brushes

Designed for use in drills and die grinders, spindle mounted brushes are often used to get into tighter spaces due to their longer reach. Spindle diameter varies depending on the tool to be used. 6mm or 6.3mm(1/4") shanks are standard sizes and can be used in drills or die grinders (check speed rating), while some larger brushes require a larger diameter spindle that can only be used in drills. Hex shank spindles can only be used in drills, and many can be used with quick change adaptors.



Tube Brushes

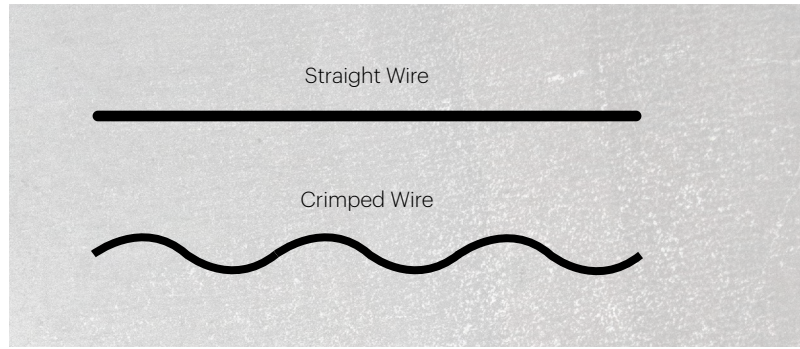
Tube Brushes are ideal for use when deburring or removing foreign material from the inside of pipes and tubes. The ferrule fitting allows the brush to be used with handles, extension adaptors, and drills.



Wire Types

Straight wire can be used in twist knots and tube brushes. When gathered as a collection of straight wires as in hand brushes and some decarb brushes, the straight wire is more capable of getting into narrow slots and other tight spaces.

Used in many different brush configurations, the **crimped wire** is less aggressive and more flexible than the twist knot making it ideal for contoured surfaces.



Knot Types

Cable Twist Loose End

A standard twist knot configuration, the knot is twisted 2/3 of its length.

Cable Twist Tight End

A more rigid twist knot suitable for more aggressive material removal the knot is twisted along its full length.

Stringer Bead


A narrower knot specifically suited for cleaning out the root welds in pipeline welding, this knot configuration is ideal for aggressively cleaning other hard to reach areas.

Pipeline Twist

A robust knot that is twisted beyond its intended length and then trimmed to produce a very tight strong knot ideally suited to aggressive cleaning of pipeline welds.

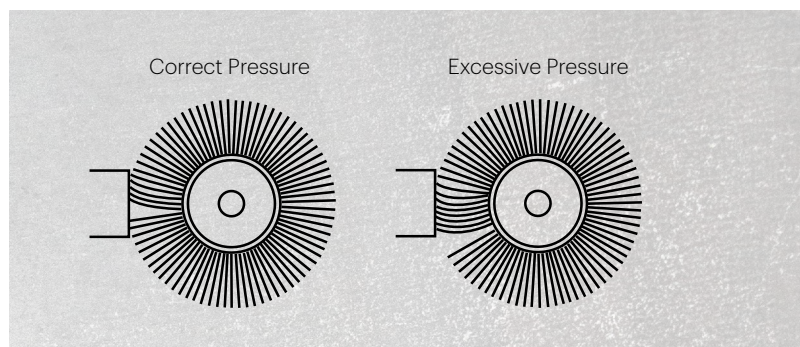
Tiger Claw

A durable twist knot that is twisted its entire length and finished with a tiger claw twist, giving the knot more strength.



Brushing Speed and Pressure

Recommended operating speeds vary greatly depending on the brush and its intended use. For cleaning, roughing and de-burring at high speeds, use a light pressure. For finishing, polishing and brushing at low speeds with wire, sufficient pressure may be needed to bring the sides of the wire in contact with the work. Do not exceed the brush's maximum recommended RPM.



Desired Effect/Problem	Course of Action Advised/Solution
To cut faster	<ul style="list-style-type: none"> • Use a large diameter brush • Increase RPM • Use a brush with a heavier wire gauge • Use a shorter trim <p>The trim of the brush is the free length wire protruding from the side plates.</p>
To produce a finer finish	<ul style="list-style-type: none"> • Use a brush with a lighter wire gauge • Follow up with Josco polishing mops and compounds
To reach all parts of an irregular surface	<ul style="list-style-type: none"> • Use a brush with a longer trim
To remove burrs	<ul style="list-style-type: none"> • Use a short trim wire brush
To produce a more even finish	<ul style="list-style-type: none"> • Use a holding fixture, hand operated or automatic

For more information regarding brushing techniques and how-to's, refer to the resources page of the Josco website at www.josco.com.au. If you have any suggestions of videos, or more questions on how to get the best use out of your Josco brush, please contact us at customerservice@josco.com.au or call 1800 445 444.

Disclaimer: All recommendations specified in the Josco Brush Catalogue are suggestions for use only. Josco will hold no responsibility for misuse of product where a specified warning is featured in the catalogue or on the products' packaging.

JOSCO

EST.
1977

**Josco's extensive product range spans
across a broad range of categories:**

- Wire Brushes
- Grinding & Sanding
- Cutting
- Polishing
- Cleaning & Brooms
- Hand Tools & Engineering
- Levels & Measuring Tools
- Lubrication Equipment

**For general enquiries and more information on
Josco products, please contact us at:**

6 Silkwood Drive, Carrum Downs VIC 3201

P 03 8794 4300 E customerservice@josco.com.au