

**JOSCO**

EST.  
1977

# POLISHING CATALOGUE



# CONTENTS

## Technical Information

**1.0** Compunds

**2.0** Polishing Buffs

**3.0** Polishing Discs

**4.0** Tapered Spindles

## Ordering Information

## Safety Information

For all Josco polishing products in this catalogue, please pay close attention to all safety information and cautions featured on the product and packaging. On most Josco packages you will find a combination of the below safety icons that will give you an indication of what safety precautions you should be taking.

If you have any questions about individual products, please contact the Josco customer service team at [customerservice@josco.com.au](mailto:customerservice@josco.com.au) or call 03 8794 4300.



Wear Ear Protection



Wear Eye Protection



Wear a Mask



Wear Protective Gloves



Refer to Instruction Manual/Pack Instructions



Do Not Use if Damaged

## Selecting the correct Josco Compound & Buff

Compund	Buff	Finish
SS	Loose Leaf Calico	High quality finish on aluminium alloys
SSX	Loose Leaf Calico	High gloss finish on copper, brass and stainless steel
Multishine	Loose Leaf Calico	High gloss finish on plastics and die-cast articles
Tripoli	Stitched Rag	General purpose compound for copper, brass, aluminium and most metals
Fastcut	Sisal	To cut back light stretch marks on copper, brass and stainless steel prior to polishing

## Techniques for using Josco Compounds & Buffs

### Step 1

Always use safety goggles or eye protection.

### Step 2

All buffs have tapered centre bores and may be mounted on the left or right side of your grinder using a Josco tapered spindle.

### Step 3

Select the correct buff for your job – refer to the above chart for details.

### Step 4

Never use different compounds on one buff – keep a separate buff for each compound.

### Step 5

Dress the buff with compound across the face of the rotating wheel for a few seconds, taking care not to apply too much compound which will overload the buff. It is far better to apply a small amount of compound more frequently than to over dress the buff.

### Step 6

After dressing the buff, bring the work piece into contact with light pressure, moving back and forth across the work piece.

### Step 7

After polishing, remove any residue with mineral turpentine or methylated spirits. Warm soapy water will also work.

## Buffing Wheel Speed Chart

RPM	Diameter of Buffing Wheels in Inches										
	4	6	8	10	12	14	16	18	20	22	24
	Surface Speed in Feet per Minute										
800	837	1256	1675	2094	2513	2932	3351	3770	4189	4608	5026
900	942	1413	1885	2356	2827	3298	3770	4241	4712	5184	5655
1000	1047	1570	2094	2618	3141	3665	4189	4712	5236	5760	6283
1100	1152	1727	2304	2880	3455	4031	4608	5183	5760	6336	6911
1200	1256	1884	2513	3142	3769	4398	5027	5655	6283	6912	7540
1300	1361	2042	2723	3404	4084	4764	5446	6126	6807	7488	8168
1400	1466	2199	2932	3666	4398	5131	5865	6597	7330	8064	8796
1500	1571	2356	3142	3927	4712	5497	6284	7069	7854	8640	9425
1600	1675	2513	3351	4189	5026	5864	6703	7540	8378	9216	10053
1700	1780	2670	3560	4451	5340	6230	7121	8011	8901	9792	10681
1800	1885	2827	3770	4713	5654	6597	7540	8482	9425	10368	11310
1900	1989	2984	3979	4975	5969	6963	7959	8954	9948	10944	11938
2000	2094	3141	4189	5236	6283	7330	8378	9425	10472	11520	12566
2100	2199	3298	4398	5498	6597	7696	8797	9896	10996	12096	13194
2200	2304	3455	4608	5760	6911	8063	9215	10367	11519	12672	13822
2300	2408	3612	4817	6022	7225	8429	9634	10839	12043	13248	14451
2400	2513	3770	5027	6284	7540	8796	10053	11310	12566	13824	15079
2500	2618	3927	5236	6545	7854	9162	10471	11781	13090	14400	15708
2600	2722	4084	5445	6807	8168	9529	10890	12253	13613	14976	16336
2700	2827	4241	5655	7069	8482	9895	11309	12724	14136	15552	16964
2800	2932	4398	5864	7331	8796	10262	11728	13196	14660	16128	17592
2900	3037	4555	6074	7592	9110	10629	12147	13667	15184	16704	18221
3000	3141	4712	6283	7854	9425	10996	12566	14137	15708	17280	18550



## Polishing Compounds



Josco Polishing Compounds are used on surfaces without major blemishes, resulting in little metal removal and a bright result. Small scratches produced by cutters can easily be removed by subsequent use of a finishing compound. Polishing Compounds are used with either a stitched rag or loose leaf calico buff.

Part No.	Description	Size	Colour	Inner QTY	Outer QTY	Pack Type
SSJ	High quality finish for Aluminium and Aluminium Alloys	Large	White	2	20	Clamshell
SSXJ	High gloss finish on Copper, Brass, Stainless Steel – always use loose leaf buff	Large	Light Green	2	20	Clamshell
MULTISHINEJ	High gloss finish for all Plastics, Gold, Silver and Die Cast articles	Large	Light Blue	2	20	Clamshell
FASTCUTJ	Removing 240 Grit belt marks from Steel prior to plating and removal of heat scale and scratches on Stainless Steel Also for cutting back on Brass and Copper	Large	Dark Grey	2	20	Clamshell
TRIPOLIJ	General purpose Compound for Stainless Steel, Copper and Brass	Large	Brown	2	20	Clamshell



JLCO500



JLCO500



JVGPWC



JVGPWM

## Lapping Compounds

Josco's range of lapping compounds comprise of an abrasive grain mixed with either water or oil as a fluid/paste as a suitable carrier medium. They are ideal for use in finishing processes for flat, cylindrical and spherical workpieces.

All Josco Lapping Compounds are made in Australia.


Part No.	Description	Weight	Grit	Inner QTY	Pack Type
JLCO120	Oil Fluid	500g NET	120	1	Plastic Tub
JLCO320	Oil Fluid	500g NET	320	1	Plastic Tub
JLCO500	Oil Fluid	500g NET	500	1	Plastic Tub
JLCO700	Oil Fluid	500g NET	700	1	Plastic Tub
JLCW120	Water Fluid	500g NET	120	1	Plastic Tub
JLCW240	Water Fluid	500g NET	240	1	Plastic Tub
JLCW320	Water Fluid	500g NET	320	1	Plastic Tub
JLCW500	Water Fluid	500g NET	500	1	Plastic Tub
JLCW700	Water Fluid	500g NET	700	1	Plastic Tub

## Valve Grinding Paste

Valve Grinding Paste's are designed to lap hardened engine poppet valves, and may also be used in many other grinding applications where a sharp abrasive media is required. The water mixed variation is for fast grinding, and the oil mix is for precision grinding.

All Josco Valve Grinding Paste is made in Australia.

Part No.	Description	Weight	Grit	Inner QTY	Pack Type
JVGPOF	Oil Mixed	500g NET	Fine	1	Plastic Tub
JVGPOM	Oil Mixed	500g NET	Medium	1	Plastic Tub
JVGPOC	Oil Mixed	500g NET	Coarse	1	Plastic Tub
JVGPWF	Water Mixed	500g NET	Fine	1	Plastic Tub
JVGPWM	Water Mixed	500g NET	Medium	1	Plastic Tub
JVGPWC	Water Mixed	500g NET	Coarse	1	Plastic Tub




## Sisal Buffs



Josco Sisal Buffs are manufactured from alternate layers of heavy calico and sisal cloth tightly stitched together to the desired thickness. They are suitable for the preparation of polishing surfaces with excellent cutting power when used together with a Fastcut compound, and a tapered spindle when fitting onto a bench grinder.

Part No.	Description	Diameter	Sections	Inner QTY	Outer QTY	Pack Type
JSZ15050	Stitched Sisal Buff	150mm	1 Section - 13mm	2	30	Clamshell
JSZ150100	Stitched Sisal Buff	150mm	2 Section - 26mm	2	30	Clamshell
JSZ20050	Stitched Sisal Buff	200mm	1 Section - 13mm	2	20	Clamshell
JSZ200100	Stitched Sisal Buff	200mm	2 Section - 26mm	2	20	Clamshell




## Stitched Rag Buffs



Stitched Rag Buffs are a general purpose mop where high pressure can be exerted, especially when cutting. They are suitable for polishing metals, plastic, aluminium, stainless steel, copper, brass, chrome, silver, gold and alloys.

Part No.	Description	Diameter	Sections	Inner QTY	Outer QTY	Pack Type
JST15050	Stitched Rag Buff	150mm	1 Section - 13mm	2	30	Clamshell
JST150100	Stitched Rag Buff	150mm	2 Section - 26mm	2	30	Clamshell
JST20050	Stitched Rag Buff	200mm	1 Section - 13mm	2	20	Clamshell
JST200100	Stitched Rag Buff	200mm	2 Section - 26mm	2	20	Clamshell



JSC15050



JSC150100



JSC150200



JSC200100

## Stitched Calico Buffs



Josco Calico Buffs are formed by the unsewing of pure cotton cloth. They are universal buffs for common polishing machinery to polish flat surfaces. They are possibly the best all-round mops suitable for brass, silver, copper, aluminium, chrome and plastics.

Part No.	Description	Diameter	Sections	Inner QTY	Outer QTY	Pack Type
JSC15050	Stitched Calico Buff	150mm	50 Fold – 18mm	2	30	Clamshell
JSC150100	Stitched Calico Buff	150mm	100 Fold – 36mm	2	30	Clamshell
JSC150200	Stitched Calico Buff	150mm	200 Fold – 72mm	2	30	Box
JSC200100	Stitched Calico Buff	200mm	100 Fold – 36mm	2	20	Clamshell
JSC200200	Stitched Calico Buff	200mm	200 Fold – 72mm	2	20	Box



JLL150100



JLL150150



JLL150200



JLL200100



JLL200200

## Loose Leaf Calico Buffs



Josco Calico Buffs are formed by the unsewing of pure cotton cloth. They are universal buffs for common polishing machinery to polish flat surfaces. They are possibly the best all-round mops suitable for brass, silver, copper, aluminium, chrome and plastics.

Part No.	Description	Diameter	Sections	Inner QTY	Outer QTY	Pack Type
JLL15050	Loose Leaf Calico Buff	150mm	50 Fold – 18mm	2	30	Clamshell
JLL150100	Loose Leaf Calico Buff	150mm	100 Fold – 36mm	2	30	Clamshell
JLL150150	Loose Leaf Calico Buff	150mm	150 Fold – 54mm	2	30	Box
JLL150200	Loose Leaf Calico Buff	150mm	200 Fold – 72mm	2	30	Box
JLL20050	Loose Leaf Calico Buff	200mm	50 Fold – 18mm	2	20	Box
JLL200100	Loose Leaf Calico Buff	200mm	100 Fold – 36mm	2	20	Clamshell
JLL200150	Loose Leaf Calico Buff	200mm	150 Fold – 54mm	2	20	Box
JLL200200	Loose Leaf Calico Buff	200mm	200 Fold – 72mm	2	20	Clamshell


Other sizes and formulations available upon request.  
Please contact us at customerservice@josco.com.au or call us on 03 8794 4300.



## 3.0 POLISHING DISCS



JFPD127



JFPD127

### Felt Polishing Disc



New from Josco, the felt polishing flap disc is an excellent quick-change polishing tool, made from a soft felt for use with Josco polishing compounds. It is to be used with a variable speed angle grinder or sander/polisher. For optimum performance, Josco has thoroughly tested the product in various applications to find the best results were achieved at a maximum RPM of 4,500.

Part No.	Description	Diameter	Bore	Inner QTY	Outer QTY	Pack Type
JFPD127	Felt Polishing Disc	127mm	22mm	3	60	Single Disc



JPK1



JPK2



JRPK50



JRPK100



JMPKIT5

### Metal Polishing Kits



Josco Metal Polishing Kits are ideal for polishing aluminium, brass, steel, stainless steel, copper and most metals including: mag wheels, engine and exhaust parts, bull bars and golf clubs.

Kits come complete with buff and compound combination for cutting back light scratches and corrosion, and buff and compound combination for polishing to a high mirror finish. All buffs are spindle mounted for ease of use on your drill.

Part No.	Description	Inner QTY	Outer QTY	Pack Type
JPK1	Metal Polishing Kit: 1xSisal Buff, 1xLoose Leaf Calico Buff, 1xFastcut Card, 1xSS Compound	3	60	Clamshell
JPK2	Jumbo Metal Polishing Kit: 1x50mm Sisal Buff, 1x50mm Loose Leaf Calico Buff, 1x100mm Sisal Buff, 1x100mm Loose Leaf Calico Buff, 1xFastcut Compound, 1xSS Compound	3	30	Clamshell
JRPK50	50mm Replacement Buffs: 1x50mm Replacement Sisal Buff, 1x50mm Replacement Loose Leaf Calico Buff	3	30	Clamshell
JRPK100	100mm Replacement Buffs: 1x100mm Replacement Sisal Buff, 1x100mm Replacement Loose Leaf Calico Buff	3	30	Clamshell
JMPKIT5	5 Piece Metal Polishing Kit: 1xSisal Buff, 1xCalico Buff, 1xTapered Loose Leaf Buff, 1xSS Polishing Compound, 1xFastcut Cutting Compound	3	30	Clamshell



## Tapered Spindles

Josco's Tapered Spindles are suitable for fitting buffs and wheels to bench grinders and sander/polishers. The range includes both metric and imperial variations.



Part No.	Description	Inner QTY	Outer QTY	Pack Type
JTS012L	12mm Left Hand Tapered Spindle	5	50	Clamshell
JTS012R	12mm Right Hand Tapered Spindle	5	50	Clamshell
JTS016L	16mm Left Hand Tapered Spindle	5	50	Clamshell
JTS016R	16mm Right Hand Tapered Spindle	5	50	Clamshell
JTS120L	1/2" Left Hand Tapered Spindle	5	50	Clamshell
JTS120R	1/2" Right Hand Tapered Spindle	5	50	Clamshell
JTS580L	5/8" Left Hand Tapered Spindle	5	50	Clamshell
JTS580R	5/8" Right Hand Tapered Spindle	5	50	Clamshell
JTS142R	14x2mm Right Hand Tapered Spindle	5	50	Clamshell
JTSS154	15x1/4 Hex Shank Tapered Spindle	6	150	Sandwich



## Backing Pads

The high degree of flexibility of the Brumby Rubber Backing Pad is suited for use on contoured surfaces and in difficult to reach areas.

Josco's Nylon Backing pad has the strength to take on any grinding or polishing job.



Part No.	Description	Diameter	Inner QTY	Outer QTY	Pack Type
B104110	100mm Backing Pad Rubber M10 with Drill Adaptor	100mm	3	60	Box - Hangsell
B104111	115mm Backing Pad Rubber M14 with Drill Adaptor	115mm	3	60	Box - Hangsell
B104112	125mm Backing Pad Rubber M14 with Drill Adaptor	125mm	3	60	Box - Hangsell
B104113	180mm Backing Pad Rubber M14 with Drill Adaptor	180mm	3	60	Box - Hangsell
J104101	125mm Backing Pad Nylon M14	125mm	3	60	Box - Hangsell
J104103	180mm Backing Pad Nylon M14	180mm	3	60	Box - Hangsell


### Tapered Spindle Fitting Instructions for Bench Grinders

Please take note of maximum RPM's on the product and packaging, and adhere to all safety precautions as specified in the technical information section of this catalogue.




#### Step 1

Remove outer guard, grinding wheel and inner guard from the side of the machine that the tapered spindle is to be fitted to.




#### Step 2

Screw on the tapered spindle.  
Note: the internal thread of the spindle is counter bored to allow the spindle to cover the entire grinder shaft length.



#### Step 3

Carefully screw the buff onto the tapered spindle with the thickest flange facing inwards. Screw on as far as the buff will reasonably fit.



#### Step 4

Turn on bench grinder and the buff will tighten further against the tapered spindle.

### Tapered Spindle Fitting Instructions for Sander/Polishers

#### Step 1

Carefully screw the buff onto the tapered spindle with the thickest flange facing inwards. Screw on as far as the buff will reasonably fit.

#### Step 2

Turn on your sander/polisher and the buff will tighten further against the tapered spindle.

**JOSCO**

EST.  
1977

**Josco's extensive product range spans  
across a broad range of categories:**

- Wire Brushes
- Grinding & Sanding
- Cutting
- Polishing
- Cleaning & Brooms
- Hand Tools & Engineering
- Levels & Measuring Tools
- Lubrication Equipment

**For general enquiries and more information on  
Josco products, please contact us at:**

6 Silkwood Drive, Carrum Downs VIC 320

P 03 8794 4300 F 03 9791 1877 E [customerservice@josco.com.au](mailto:customerservice@josco.com.au)